

Get the *MacBook Pro Essentials* guide

Learn more about setting up and using your MacBook Pro in the *MacBook Pro Essentials* guide. To view the guide, go to help.apple.com/macbookpro.


Support

For detailed information, go to www.apple.com/support/macbookpro. To contact Apple, go to support.apple.com/contact.

 **MacBook Pro**

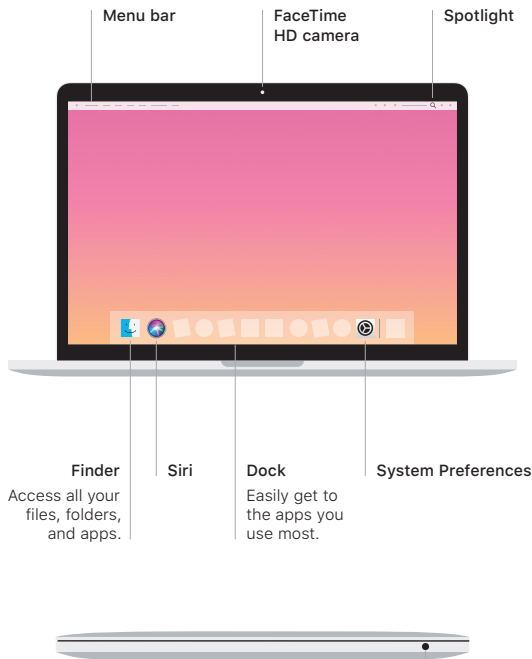
Welcome to your MacBook Pro

MacBook Pro automatically starts up when you lift the lid. Setup Assistant helps get you up and running.



Thunderbolt 3 (USB-C)

Charge your MacBook Pro and connect external storage or a display.



Menu bar

FaceTime
HD camera

Spotlight

Finder

Access all your
files, folders,
and apps.


Siri

Dock

Easily get to
the apps you
use most.

System Preferences

Headphone



Power button

Force Touch
trackpad

Multi-Touch trackpad gestures

Brush with two fingers on the trackpad to scroll up, down, or sideways. Swipe with two fingers to flip through web pages and documents. Click with two fingers to right-click. You can also click and then press deeper on the trackpad to Force click text and reveal more information. To learn more, choose System Preferences in the Dock, then click Trackpad.